



IDEAL NETWORKS

# Proof of Performance



## SignalTEK CT

Data Cable Transmission Tester

Proof of Performance

# SignalTEK CT

## Data Cable Transmission Tester Proof of Performance

If you install or maintain data cabling, SignalTEK CT allows you to generate PDF test reports that prove installed links run at Gigabit Ethernet transmission rates.

For installers, this means having a cost-effective way to demonstrate that the copper cabling was installed correctly and is capable of supporting Ethernet applications. By proving real world performance, SignalTEK CT confirms a professional job - reducing the risk of call backs.

SignalTEK CT also gives network owners the assurance that installed cabling will support bandwidth hungry services like VoIP, IP CCTV and video streaming following moves, adds and changes.



Autotest from remote unit for  
one person testing



Easy transfer of test results  
using USB memory stick



Replaceable RJ45 contacts

### Today's challenge

The foundation of all Ethernet networks is the physical cabling. As networks become faster and more complex they become more susceptible to disruption from external interference as well as faulty cabling and or connectors. These physical layer problems can cause a high number of server re-transmissions resulting in network drop-out or slow connection speeds.

If network performance issues are to be avoided, today's installers and technicians need test equipment that not only verifies correct wiring but also confirms a link's ability to transmit data at full rate.

### Tomorrow's solution

Uniquely SignalTEK CT proves a link's ability to support Gigabit applications by performing two primary tests; **data transmission** and **wiremap testing**.

With a single press of the Autotest button, SignalTEK CT transmits 823,452 data frames between the two handsets and reports any transmission errors against performance criteria laid down by the IEEE 802.3ab Gigabit Ethernet Standard.

It takes only 1 bit of data to get corrupted or lost to give rise to a transmission test failure.

Autotest also measures cable length and checks for wiring faults such as crossed pairs, opens, shorts and split pairs.

Simple pass/fail results are displayed once the Autotest is complete which can be automatically saved for later review or download.



# Testing as simple as 1-2-3



## Step 1

### Enter job information

- 8 user defined fields available
- Up to 50 individual jobs
- Job information automatically included in the test report documentation



## Step 2

### Press Autotest & review test results

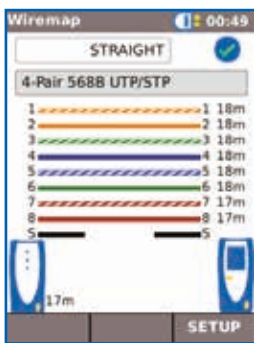
- Autotest runs both the data and wiremap tests and can be initiated from either handset allowing one person testing
- Max. of 5000 tests saved in internal memory
- Clear Pass/Fail summary
- Detailed results of individual tests



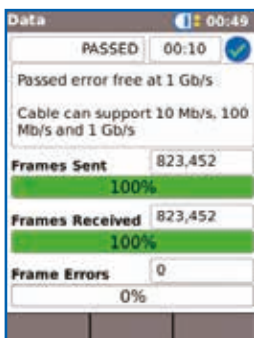
## Step 3

### Download reports

- Choice of PDF or CSV report formats
- Option to upload all tests or only passed/failed results to USB
- Save to USB memory stick for import into PC for later report generation



Wiremap results screen



Data test results screen

## Fast & Flexible

- Fast Autotest provides proof of network performance in seconds
- USB port enables rapid transfer of test results to memory stick
- Support for shielded and unshielded twisted pair cable including Cat 5e, Cat 6, Cat 6<sub>A</sub> and Cat 7 (TIA 568A and 568B wiring schemes)
- Stores up to 5000 tests to accommodate even the largest jobs
- Ability to identify and trace cables with a compatible amplifier probe (62-164)

## Intuitive

- Automatic generation of PDF format test reports makes documentation effortless
- User-friendly menu structure for trouble-free operation and minimal training
- Simple cable naming and job creation enhances on-site productivity

## Dependable

- Tests against IEEE802.3ab to assure cable performance against a recognised international standard
- Field replaceable RJ45 contacts eliminate downtime from worn or damaged connectors
- Rugged design provides protection against knocks in the field
- No requirement for annual calibration reducing cost of ownership

# SignalTEK CT

## Data Cable Transmission Tester

### Proof of Performance

### Test Reporting

SignalTEK CT automatically generates test reports in PDF format. Reports can be uploaded to a removable USB memory stick for later PC import.

The summary page of each report can be customised to include logo, company and operator details.

The summary provides an overview for each link tested including date and time of test, the overall result of the wiremap and data tests, the Ethernet rates that the cable can support, and the individual and total cable lengths.

Detailed information relating to each tested link is reported on subsequent pages. This includes a graphical image of the wiremap, pass/fail information, length per pair, frame errors and data rate.



### Ordering Information

SignalTEK CT	
Part No.	Kit Contents
R156002	<b>SignalTEK CT</b> – Data Cable Transmission Tester. Includes 1 x display, 1 x remote, 2 x NiMH batteries, 2 x patch cables - 30cm, Cat 5e STP, 2 x power supply with EU/UK/US adaptors, 1 x user manual 1 x carry case

### Optional Accessories

Part No.	Description
151052	1 x alkaline battery module
62-164	1 x IDEAL amplifier probe
150058	1 x RJ45 insert extraction tool, 10 x lifejack RJ45 inserts


For replacement accessories, please visit our website.

### Basic Specifications


Max. No. of Jobs	Max. No. of Stored Test	Max. Length	Battery Life	Dimensions per handset in mm	Weight per handset
50	5000	181 m/593 ft.	5 hours	175 x 80 x 40	0.4 kg

For detailed specifications, please visit our website.





IDEAL NETWORKS



Test Engineer

John Smith

Ideal Networks

Main Street

Old Town

United Kingdom

Job

New School

High Street

New Town

United Kingdom

CAT5e UTP cable

Tested using IDEAL INDUSTRIES NETWORKS SignalTEK CT

Test Summary

The cables indicated below have been tested for wiring integrity and data performance according to the IEE 802.3ab Ethernet Standard

Test Name	Date (mm/dd/yy)	Time (hh:mm)	Pairs Setup	Wiremap Test	Data Test	10Mb/s	100Mb/s	1Gb/s	Length (m)
0001	03/01/10	00:40	4	✓	✓	✓	✓	✓	17
0002	03/01/10	00:50	4	✗	✓	✓	✓	✓	49

0001

Wiremap Test: ✓

Pair

Length (m)

1-2

18

3-6

18

4-5

18

7-8

17

Data Test: ✓

Error Limit (Frames)

Duration (hh:mm:ss)

Rate (Mb/s)

Error (Frames)

0

00:00:10

1000

0

0002

Wiremap Test: ✗

Pair

Length (m)

1-2

50

3-6

49

4-5

49

7-8

49

Data Test: ✓

Error Limit (Frames)

Duration (hh:mm:ss)

Rate (Mb/s)

Error (Frames)

0

00:00:10

1000

0



IDEAL INDUSTRIES NETWORKS DIVISION  
Unit 3, Europa Court, Europa Boulevard, Warrington,  
Cheshire, WA5 7TN, UK.  
Tel. +44 (0)1925 444 446 | Fax. +44 (0)1925 445501  
uksales@idealnwd.com



A subsidiary of  
IDEAL INDUSTRIES INC.



Specification subject to change  
without notice. E&OE  
Printed in UK.  
© Ideal Networks 2014  
Publication no. 156858 Rev 2.